


ADI SOYADI:

4.HAFTA

TÜRKÇE

1.SINIF TEMEL DERSLER ÇALIŞMA KAĞIDI

Varlıkların adlarını söyleyelim. Adında "e" sesi olan varlıkları boyayalım.




Keçi



Zürafa



Tavşan



Geyik

ADI SOYADI:


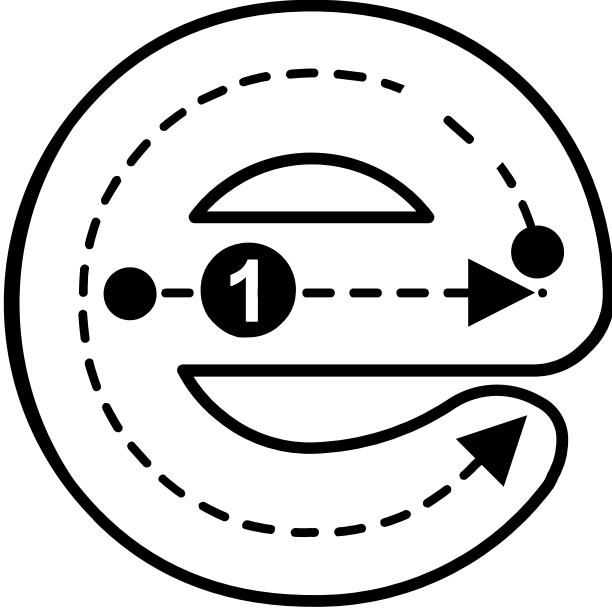
4.HAFTA

TÜRKÇE


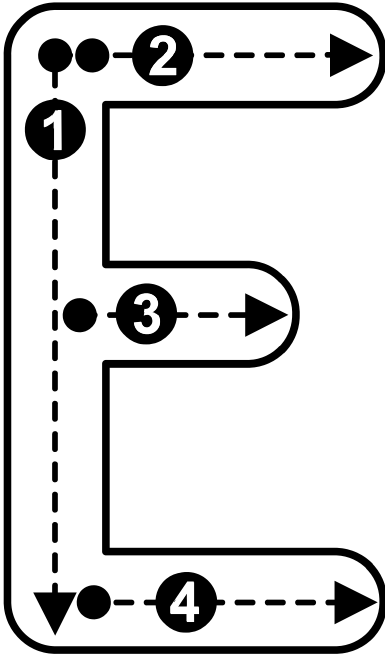
1.SINIF TEMEL DERSLER ÇALIŞMA KAĞIDI



"e" ve "E" harflerini ok yönünde numaralara göre boyayalım.
Varlıkların adındaki e seslerini yuvarlak içine alalım.



Eşek



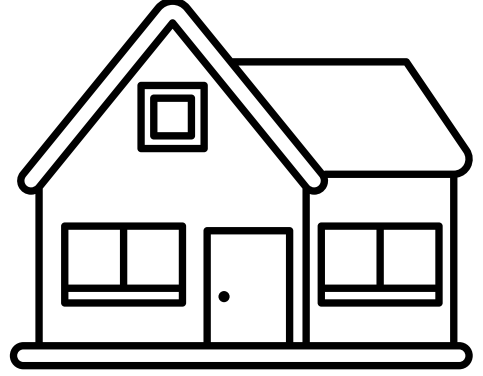


Erik

ADI SOYADI:



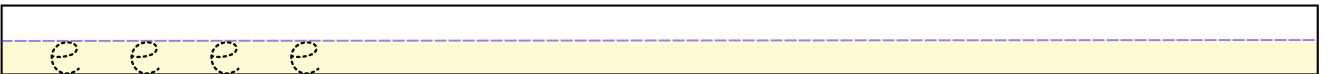
4.HAFTA

TÜRKÇE

1.SINIF TEMEL DERSLER ÇALIŞMA KAĞIDI



“e” harflerindeki noktaları birleştirelim ve yazalım.


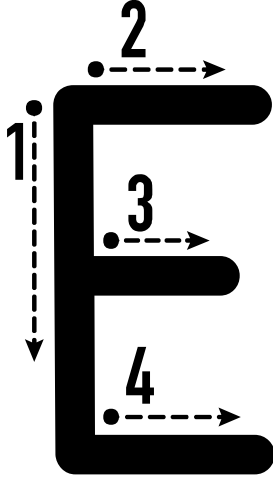


ADI SOYADI:



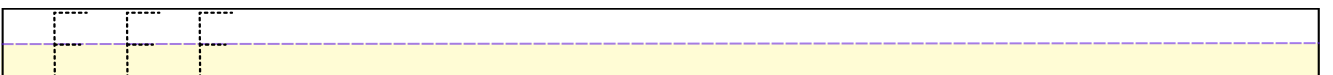
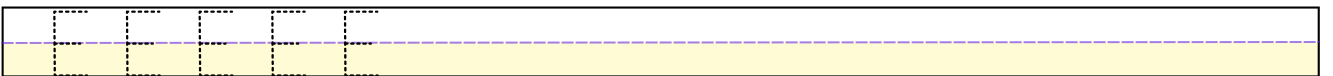
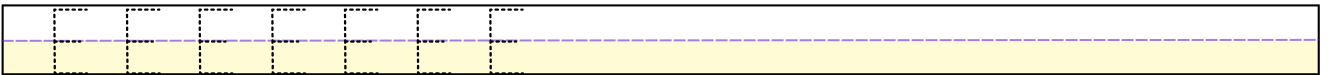
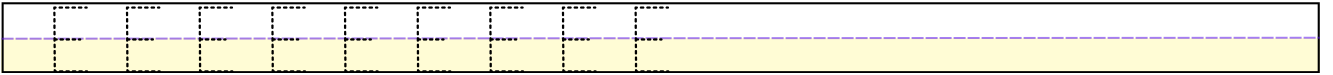
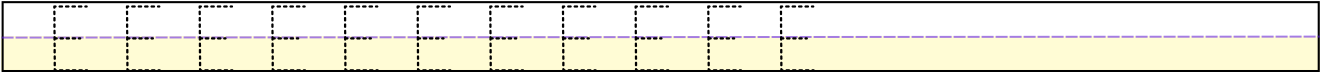

4.HAFTA

TÜRKÇE

1.SINIF TEMEL DERSLER ÇALIŞMA KAĞIDI



“E” harflerindeki noktaları birleştirelim ve yazalım.

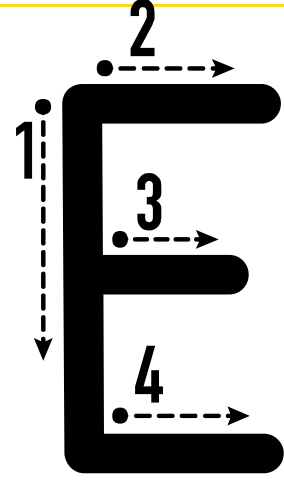




ADI SOYADI:

4.HAFTA

TÜRKÇE

1.SINIF TEMEL DERSLER ÇALIŞMA KAĞIDI



“e ve E” harflerindeki noktaları birleştirelim ve yazalım.

e E e E e E e E

e E e E e E

e E e E e E

e E e E

e E e

e E

ADI SOYADI:

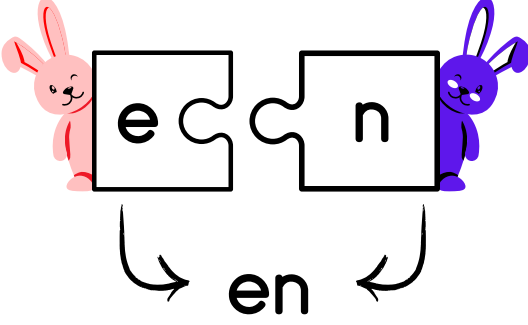
4.HAFTA

TÜRKÇE

1.SINIF TEMEL DERSLER ÇALIŞMA KAĞIDI



Aşağıdaki hece ve kelimeleri okuyup yazalım.



en


en

en

en

en

en



ne

ne

ne

ne

ne

ne

ADI SOYADI:

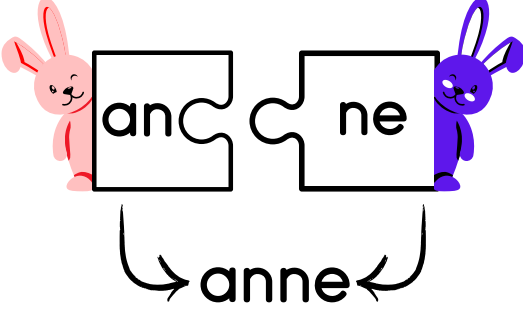
4.HAFTA

TÜRKÇE

1.SINIF TEMEL DERSLER ÇALIŞMA KAĞIDI



Aşağıdaki hece ve kelimeleri okuyup yazalım.



anne


anne

anne

anne

anne

anne



ana

nene

nene

nene

nene

nene




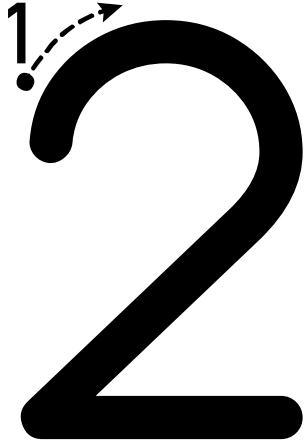
nene

ADI SOYADI:





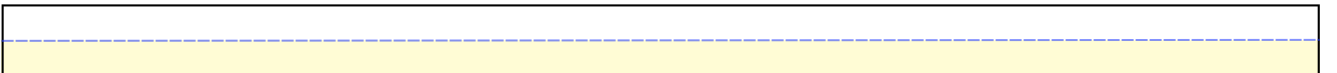
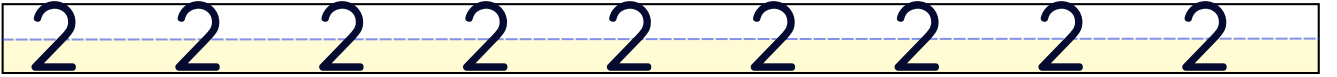
4.HAFTA

MATEMATİK

1.SINIF TEMEL DERSLER ÇALIŞMA KAĞIDI



“2” Rakamındaki noktaları birleştirelim ve yazalım.



ADI SOYADI:

4.HAFTA

HAYAT BİLGİSİ

1.SINIF TEMEL DERSLER ÇALIŞMA KAĞIDI



Aşağıdaki görsellerden okulun bölümleri olanların altındaki çiçekleri boyayalım.

